

Basic Elements of the myMadisonCollege Student Center

Academics
The links for your class schedule are located here, as well as those links needed for adding and dropping classes.
View Placement Test Summary to view your COMPASS test scores.

Other Academics
Print your unofficial transcript and enrollment verification.
View Academic Requirements report.

Finances
Track your balance, financial aid, and more.
Order your parking permit each semester.
The Account Summary box will display any balance due.
View Financial Aid link allows you to view your financial aid award information.

Other Financial
View and print 1098T.
View and Grant Student Permissions for financial aid purposes.

Personal Information
You may review and update your mailing address or your phone.
Keep your contact information current at all times.

Wolfie's Student Center

Academics

[Search](#)
[Plan](#)
[Enroll](#)
[My Academics](#)
[Placement Test Summary](#)
[myScheduler](#)
[Order Official Transcript](#)

Message Center

[view myAlerts](#)
No Messages.

[view myAnswers](#)
View School/Service office summaries.

Holds
No Holds.

To Do List
No To Do's.

Enrollment Dates
[Open Enrollment Dates](#)

Advisor
Program Advisor
None Assigned

Helpful Links
[Federal Student Aid](#)
[Transfer Information System](#)
[FERPA Guidance for Students](#)

Finances

My Account
[Make Payment/Account Inquiry](#)
[Order a Parking Permit](#)

Financial Aid
[View Financial Aid](#)
[Accept/Decline Awards](#)
[Fin Aid from Other Sources](#)

Personal Information

[Demographic Data](#)
[Emergency Contact](#)

Contact Information

Address 1701 Wright St Madison, WI 53704-2599 Dane	Address 2
Phone 608/246-6100	View/Edit Email Address None

You are not enrolled in classes.

You have no outstanding charges at time.

[enrollment shopping cart](#)

[MAKE A PAYMENT](#)

[SEARCH FOR CLASSES](#)

Search for Classes
Click this button to browse the catalog or search the schedule of classes and plan your schedule.

Message Center
View confidential myAlert messages or myAnswers visit/service summaries.

Holds
Any hold on your account is listed here.

To Do List
Information placed by the college notifies you of any actions you need to take.

Enrollment Dates
Information about when you may enroll for an upcoming term.

Advisor
You may view who your program advisor is here.

Helpful Links
Access these important websites instantly.

Go to your Student Center
After signing on to myMadisonCollege, enter your Student Center.

myMadisonCollege

Home | Classes | Faculty/Staff | Director | 6-7-2015

calendar | student email | blackboard | home directory | Task

Tue, May 26, 13 | Welcome

[Content Request Form](#) | [Customs](#)

Student Center Services

[Go to my Student Center](#)

Go to: [myStudentCenter](#) for registration, [class swap and section change](#), enrollment date, course planner, student report, grades, unofficial transcripts, tuition account summary, payment, financial aid, important notices, enrollment verification and more!

New - myAnswers:
Submit questions to staff, view answers to questions you have submitted, and track your in-person and phone interactions with student services staff by selecting the myAnswers button below.

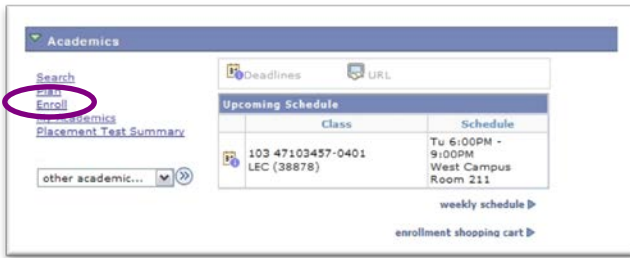
[Go to myAnswers](#)

Self-service assistance:
Brief tutorials walk through the various processes related to using the Student Center. If you have additional questions beyond these demonstrations, search our knowledge base of frequently asked questions available through [ask@myMadisonCollege](#) or submit a question for response.

[Need help? Explore self-service Tutorials](#)

Add a Class

- From the Student Center, click the **Enroll** link.

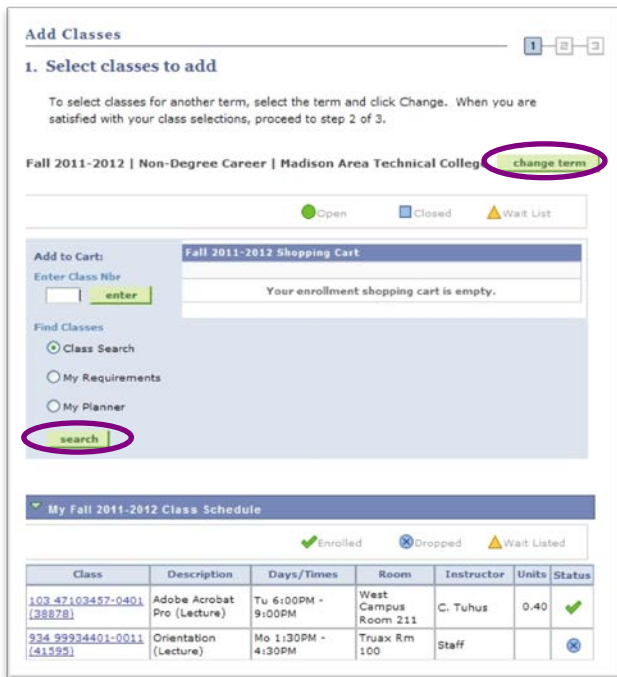


NOTE: If you have already enrolled, you will see your current schedule displayed on your Student Center.

- Select the term in which you wish to enroll, and choose either the Degree or Non-Degree Career.

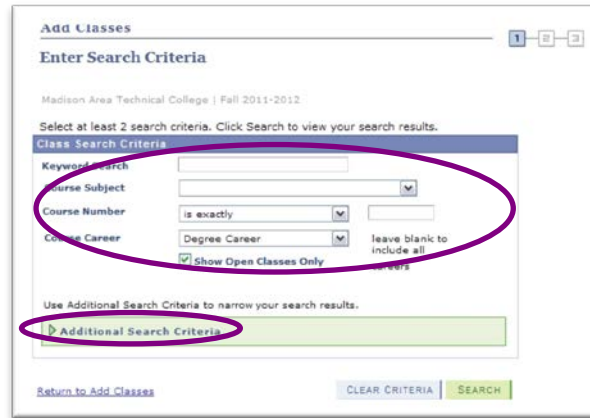
NOTE: To change the term you **must** click **change term** at the top of the next screen.

You are now at Step 1 of a 3-Step process.



- Click the Search for Classes button:

NOTE: You also have the option of changing from "Search for Classes" in the drop down menu to "Browse Catalog". The Browse Catalog option lets you review the courses offered at Madison College before seeing the detail of all sections offered for a specific semester.

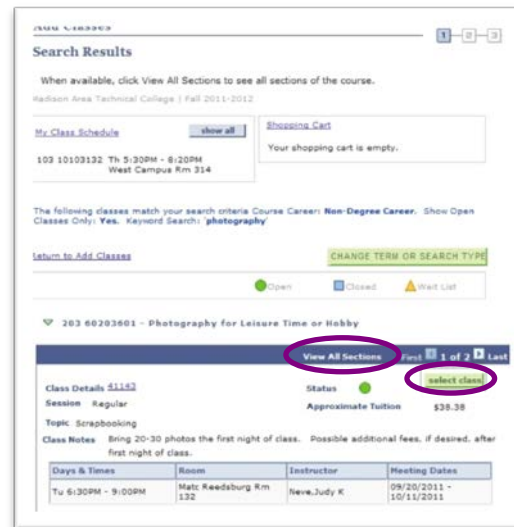


- Select your Course Career and at least one additional field on this search page. **NOTE:** You have the option to use additional search criteria by clicking on the Additional Search criteria section at the bottom of the page. You may also view classes with wait lists by un-checking the "Show Open Classes Only" checkbox.

- Click **SEARCH**.

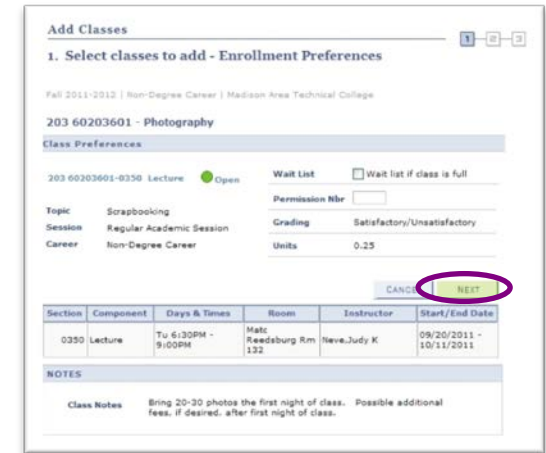
- The first 3 sections of each course that meet the search criteria will be display. Click **View All Sections** to display all sections of a course you wish to take.

- Click **select class** to add a class to your shopping cart.

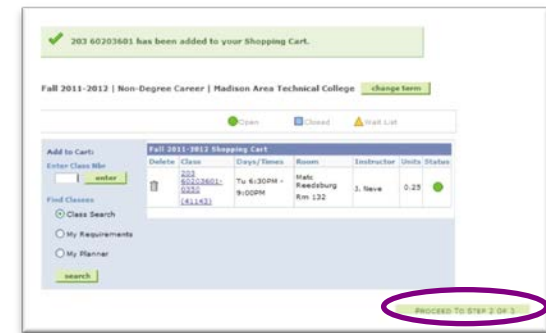


NOTE: A green circle ● indicates a class is open, a yellow triangle ▲ indicates that it has a wait list and a blue square ■ indicates it is closed.

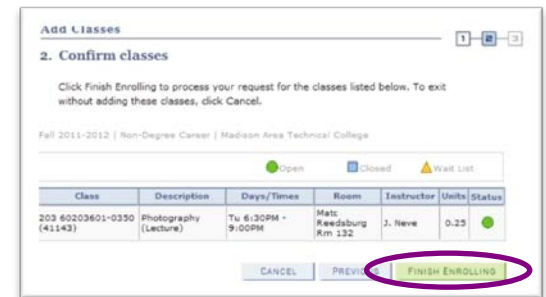
- After making your selection, more class details appear. Click **NEXT** to select additional classes or to complete your registration.



- When you are satisfied with your selection of classes, click **PROCEED TO STEP 2 OF 3**.



- Click **FINISH ENROLLING** to complete Step 3. An enrollment status report will display listing confirmations and any errors.



NOTE: You are not enrolled in classes that are in your shopping cart until you click **Finish Enrolling** and receive an **Enrollment Request Number** (confirmation number).